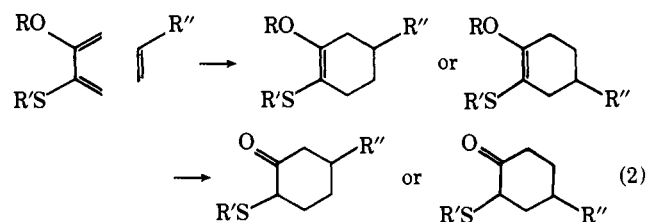
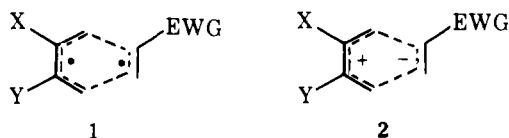


coefficients of both reactants. In some instances, consideration of secondary orbital interactions in addition to the primary bonding centers is invoked to explain regiochemistry. Bachler and Mark concluded that, in addition to these molecular orbital considerations, charge-transfer interactions and steric effects of the substituents on both the diene and dienophile are also involved.¹² The effect of Lewis acid catalysts has been rationalized in the context of this theoretical approach.¹³ Clearly, the regiochemistry of concerted thermal cycloadditions is among the less understood phenomena of these exceptionally important reactions.

Our interest in the role of sulfur in synthesis led us to consider an annulative approach to sulfur-substituted cyclohexyl derivatives. Thus, β -keto sulfides, versatile building blocks,¹⁴ can be envisioned to arise from a 2,3-disubstituted diene as shown in eq 2. It is immediately apparent that the question of

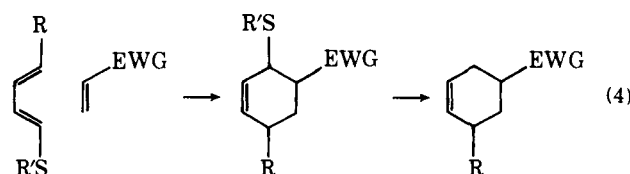
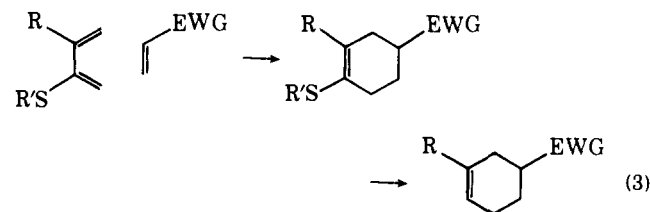


regiochemistry arises. The answer to such a question is not obvious since both sulfur¹⁵ and oxygen² substituents are normally potent directing groups in dienes in which only one is present. A simplified working hypothesis considers two extremes for the transition state of the Diels–Alder reaction, a diradical form **1** and a polar form **2**. To the extent that the



diradical form dominates, since sulfur better stabilizes an adjacent radical center compared to oxygen,¹⁶ sulfur should dominate the regiochemistry. On the other hand, to the extent that polar factors dominate, it is more debatable whether oxygen or sulfur should dominate. While solvolysis work suggests that oxygen can better stabilize a positive charge,¹⁷ ion cyclotron resonance studies of hydride donation in the gas phase suggest that sulfur can better stabilize a positive charge.¹⁸ We felt that the solution data would probably be more applicable to the situation at hand so that the prediction was that oxygen would dominate the regiochemistry if polar factors dominate.

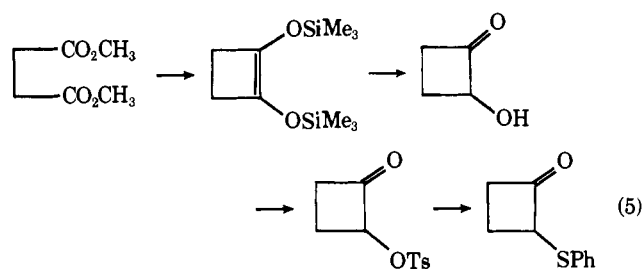
Interest in the possibility that sulfur would dominate the regiochemistry (i.e., sulfur would serve the role of a regiochemical control element) is heightened by the realization that 1,3 (meta) substituted compounds may become available via a Diels–Alder reaction due to the ease of desulfurization (eq 3 and 4). Thus, a greatly expanded role might be available



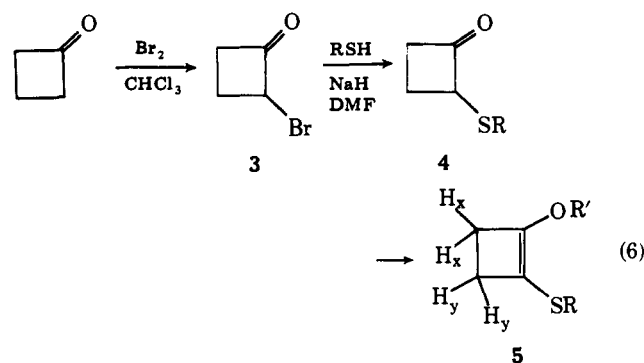
for the Diels–Alder reaction because, in addition to the normal ortho–para orientation, the meta orientation would now be in hand. Furthermore, the question of the generality of sulfur playing such a role in the broad class of thermal cycloaddition reactions and in either reaction partner opens a new avenue for investigation. In this paper we wish to report the synthesis of 2-*R-O*,3-*R'-S*-buta-1,3-dienes and in the following paper on their cycloaddition.^{19,20}

Synthesis of 2-Disubstituted Cyclobutenes

2,3-Dialkoxy-1,3-butadienes are available from 1,3-butadiene utilizing an alkoxymercuration reaction as a key step.²¹ More recently, the applicability of the acyloin reaction to succinate esters has allowed the synthesis of 1,2-dialkoxy-cyclobutenes and by thermolysis the corresponding 2,3-dialkoxy-1,3-butadiene.²² This latter approach appears more promising as a route to sensitive dienes since the diene could be generated under conditions for its reaction with a dienophile in the event that it should prove too reactive to isolate. Thus, we investigated the conversion of 2-hydroxycyclobutanone, available from dimethyl succinate as outlined in eq 5, to 2-



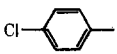
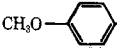
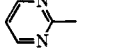
phenylthiocyclobutanone.²³ Difficulties encountered in obtaining 2-hydroxycyclobutanone on large scale and on converting it into the phenylthiocyclobutanone led us to concentrate our efforts on an alternative as outlined in eq 6, especially



since cyclobutanone is conveniently available on relatively large scale from phenylthiocyclopropane and formaldehyde.²⁴

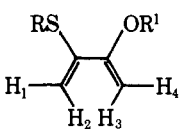
Reproducible yields of **4** are obtained only when the bromide **3**²⁵ is purified by distillation and is used immediately, and when contact of **3** with metal (e.g., syringe needles) is avoided. Conia utilized a similar procedure to prepare 2-phenoxy-cyclobutanone and observed disproportionation of the product.²⁵ Although such a disproportionation might be expected to be even more important in the sulfur analogue, it was not generally observed. Only in the case of substitution with 4-chlorophenylthiolate were products that might have involved disproportionation detected. Addition of a catalytic amount of tetra-*n*-hexylammonium iodide eliminated these side products from the reaction. The semibenzylic acid rearrangement, which in principle could compete with nucleophilic substitution under the reaction conditions, was not observed. It should also be mentioned that the direct sulfonylation of cyclobutanone with diphenyl disulfide was examined. Presumably, disproportionation was a major headache under these conditions since only 2,4-bis(phenylthio)- and 2,2,4-tris(phenylthio)cyclobu-

Table I. Preparation of 2,3-Disubstituted 1,3-Butadiene

| entry | R | % yield 4 | R' | % yield 5 | % yield 6 | series |
|-------|---|-----------|--------------------|-----------|-----------|--------|
| 1 | Ph | 90-95 | CH ₃ | 45-60 | 98 | a |
| 2 | Ph | 90-95 | CH ₃ CO | 85 | 98 | b |
| 3 |  | 71 | CH ₃ | 57 | 95 | c |
| 4 |  | 61-85 | CH ₃ CO | 75-85 | 95 | d |
| 5 |  | 73 | CH ₃ | 87 | 84 | e |
| 6 | HOCH ₂ CH ₂ | 92 | a | 45 | b | f |

^a In this case, an intramolecular cyclization leads to **9**. ^b The instability of the diene led to only poor yields on attempted isolation. Thus, in this case, the diene was normally generated and trapped with a dienophile.

Table II. ¹H NMR Data of Dienes^a

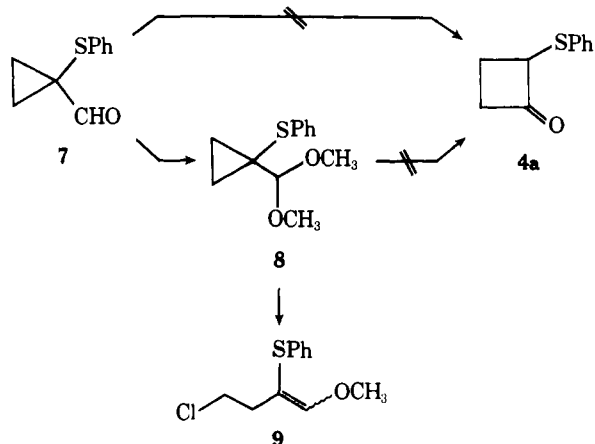


| diene | R | R' | δ ₁ | δ ₂ | δ ₃ | δ ₄ |
|-----------|--|-------------------|----------------|----------------|----------------|----------------|
| 6a | Ph | CH ₃ | 5.37 | 6.01 | 4.17 | 4.83 |
| 6b | Ph | COCH ₃ | 5.44 | 5.84 | 4.88 | 5.36 |
| 6c | 4-ClC ₆ H ₄ | CH ₃ | 5.40 | 6.00 | 4.16 | 4.75 |
| 6d | 4-CH ₃ OC ₆ H ₄ | COCH ₃ | 5.50 | 5.50 | 4.94 | 5.02 |
| 6e | C ₃ H ₃ N ₂ | CH ₃ | 5.89 | 6.36 | 4.24 | 4.90 |
| 6f | -CH ₂ CH ₂ - | | 5.09 | 5.42 | 4.10 | 4.31 |

^a All chemical shifts are in parts per million downfield from internal Me₄Si. Spectra were recorded in CDCl₃ at 100 MHz.

tanone were obtained in low yields. Table I summarizes the α-thio-substituted cyclobutanones obtained.

In an ancillary study, the use of a ring expansion reaction²⁷ was considered since it was known that 1-methoxycyclopropanecarboxaldehyde rearranged to 2-methoxycyclobutanone upon treatment with acid.²⁸ 1-Phenylthiocyclopropanecarboxaldehyde (**7**)²⁹ was readily available by quenching 1-phenylthiocyclopropyllithium³⁰ with DMF. Unlike the methoxy derivative, **7** showed no inclination to rearrange to **4a**. To provide more driving force for rearrangement, we converted **7** to its acetal under forcing conditions (CH₃OH,



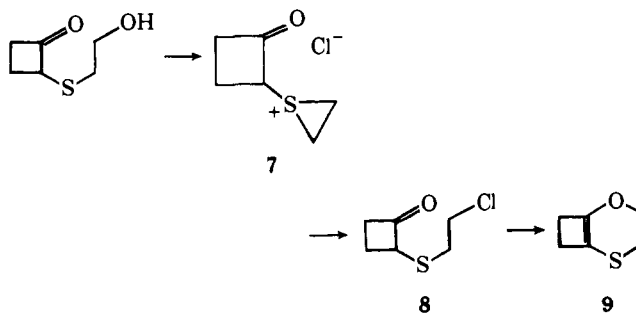
(CH₃)₂NCH(OCH₃)₂, TsOH, reflux). Treatment of acetal **8** with TsOH or BF₃-ether in hot benzene (with or without molecular sieves), TFA-TFAA, or aqueous HClO₄ in methylene chloride either led to recovered starting material or destroyed it. On the other hand, treatment with trimethylsilyl chloride-TsOH or TiCl₄ gave a clean product but only that resulting from ring opening, i.e., **9**. The failure of **7** to rearrange in contrast to the methoxy series must be a kinetic problem since both reactions involve similar structural changes. The

kinetic problem may be due to the difference in ability for sulfur to stabilize a positive charge compared to oxygen.

O-Alkylation was accomplished by treating the β-keto sulfide **4** with sodium hydride and dimethyl sulfate at -40 °C, the temperature being particularly critical (see Table I). Below -40 °C the rate was too slow and above -40 °C the enolate appeared to decompose at an appreciable rate. The reaction was consistent on small scales (~10 mmol) but led to erratic yields on attempts to scale up to 100 mmol. Formation of **5a** appeared to be especially sensitive, and it was prepared only on about a 2-mmol scale. The methyl enol ethers were stable only for a few days at -16 °C and thus normally were prepared in small-scale reactions (≤5 mmol) and used directly. It is interesting to note that C-alkylation was not an important complication, whereas C-methylation was normally the major product upon alkylation of 2-phenylthiocyclohexanone with methyl iodide.³¹ While conformational differences between a four- and six-membered ring may be cited as part of the reason for the different regiochemistry of alkylation, we do not have a good explanation at present.

In contrast to the alkylation reaction, O-acylation proceeded in good yields routinely even on large scale (see Table I). The β-keto sulfide, dissolved in triethylamine, was treated with acetic anhydride at room temperature. The enol acetates **5** (R' = CH₃CO) were stable at -20 °C for several weeks without noticeable decomposition.

In the special case of **4** (R = CH₂CH₂OH), formation of the cyclobutene **7** entailed consecutive treatment with thionyl chloride in chloroform and then addition of triethylamine.³² Apparently, an intermediate chloride, either **7** or **8**, was formed



in the initial treatment with thionyl chloride which then cyclizes to give the desired cyclobutene **9**.

The cyclobutenes exhibited double bond stretching vibrations at 1623 ± 2 cm⁻¹ for the enol ethers **5a,c,e** (except for **5f**, which had this absorption at 1680 cm⁻¹) and at 1655 ± 5 cm⁻¹ for the enol esters. The protons of the ethylene group appeared as an AA'BB' pattern centered at δ 2.65 ± 0.08 in the enol ethers and δ 2.90 ± 0.01 in the enol acetates for H_x (see eq 6) and at a position for H_y that varied not only with the oxygen substituent but also with the sulfur substituent (see Experimental Section).

Table III. ^{13}C NMR Data of Dienes^a

| diene | R | R' | δ_1 | δ_2 | δ_3 | δ_4 | $\delta_1 - \delta_2$ | $\delta_3 - \delta_4$ |
|-----------|--|-------------------|------------|------------|------------|------------|-----------------------|-----------------------|
| 6a | Ph | CH ₃ | 117.5 | 138.5 | 157.6 | 86.5 | 21.0 | 71.1 |
| 6b | Ph | COCH ₃ | 119.0 | 136.6 | 150.4 | 106.6 | 17.6 | 43.8 |
| 6c | 4-ClC ₆ H ₄ | CH ₃ | 120.0 | 137.8 | 157.9 | 86.4 | 17.8 | 71.5 |
| 6d | 4-CH ₃ OC ₆ H ₄ | COCH ₃ | 115.1 | 139.0 | 150.4 | 105.6 | 24.0 | 44.8 |
| 6e | C ₃ H ₃ N ₂ | CH ₃ | 126.1 | 133.4 | 158.6 | 86.1 | 7.3 | 72.5 |

^a All chemical shifts are in parts per million downfield from internal Me₄Si. Spectra were recorded in CDCl₃ at 15.1 MHz.

Generation of Dienes

The thermal ring opening was accomplished in three ways: (1) in solution, (2) through a packed hot tube, and (3) via flash vacuum pyrolysis. The high reactivity of the dienes made their generation in solution unsuitable except for in situ trapping by a dienophile (see the accompanying paper). To use a vertically mounted hot tube packed with glass helices, deactivation of the surface by addition of *O,N*-bis(trimethylsilyl)acetamide and triethylamine was required. Using a 2.5 × 42 cm column under a stream of nitrogen (~550 mL/min), a temperature of ~350 °C effected complete ring opening. The yields of the dienes varied with nitrogen flow, temperature, cleanliness of the glass helices, purity of the starting cyclobutene, and rate of addition.

Flash vacuum pyrolysis proved to be a more efficient and convenient technique. The apparatus was described in detail previously.³³ A temperature of ~350 °C was required for complete conversion and the yields were normally ≥95% (see Table I). Before thermolysis, 2,6-di-*tert*-butyl-4-methylphenol (BHT) was placed in the collecting bulb to stabilize the diene as it collected. 2-Methoxy-3-(2'-pyrimidylthio)-1,3-butadiene required deactivation of the apparatus with *O,N*-bis(trimethylsilyl)acetamide and extremely pure samples of the precursor cyclobutene for consistently high yields. For the pyrolysis of the oxathiene **9**, a temperature of 325 °C was employed. The diene **6f** could not be obtained without substantial decomposition or, if the temperature was lowered, without recovering a large portion of cyclobutene. Nonetheless, Diels-Alder reactions could be performed with diene of this quality to give adducts in ≥40% yields.

Since the dienes required the presence of stabilizer (BHT) to store for any time, combustion analyses were not possible. However, high-resolution mass spectra could be obtained on the pure dienes except for **5a** and **5f** and elemental composition established in this way. These two dienes were too unstable in the absence of BHT so were not kept (in the case of **5a**) or available (in the case of **5f**) in the pure state. Their structures were further supported by spectral analysis (see Experimental Section for infrared spectral data). Table II summarizes the ¹H NMR shifts for the butadiene portions. The chemical shifts reflect somewhat the electronic nature of the substituents. Thus, increasing the electronegativity of the sulfur substituent, cf. **6a** or **6c** with **6e**, causes downfield shifts of ~0.51 and 0.36 ppm for H₁ and H₂, respectively, suggesting that the major effect is due to the interaction of the substituent with the π system. A similar situation exists for H₃ and H₄, where changes of ~0.72 and 0.36 ppm are observed in switching from methoxy to acetoxy. Note that the change of the sulfur substituent has a negligible effect on H₃ and H₄, and the change of the oxygen substituent has a negligible effect on H₁ and H₂.

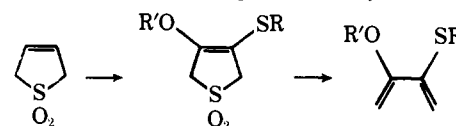
The ¹³C NMR shifts show these trends more dramatically and the data is summarized in Table III. The absorptions for C(1) and C(2) are virtually independent of the oxygen substituent and those for C(3) and C(4) of the sulfur substituent. Here one sees even the minor changes in the substituent re-

flected in noticeable shifts. Thus, $\delta_1 - \delta_2$ decreases more or less systematically as the substituent changes from more electron donating, e.g., **6d**, to more electron withdrawing, e.g., **6e**. An approximately 30-ppm change in $\delta_3 - \delta_4$ is observed in going from methoxy to acetoxy. Clearly, these substituents have a major and systematic effect on the electron distribution in the diene—an effect that probably should be mirrored in their cycloadditions.

Discussion

A versatile synthesis of 2-alkoxy(acyloxy)-3-alkyl(aryl)thio-1,3-butadienes from cyclobutanone in overall yields of 35–67% is in hand. The current cost of cyclobutanone leads us to prepare it. Of the available methods for its synthesis, we find it most convenient to use the acid-catalyzed rearrangement of 1-hydroxymethyl-1-phenylthiocyclopropane.²⁴ In the presence of BHT, the dienes appear to be stable at 0 °C for several weeks. The acetoxy dienes are considerably more stable than the methoxy dienes. For synthetic applications, the acetoxy dienes are recommended. Normally, we prefer to utilize the diene directly. Thus, the cyclobutenes serve as a convenient storage point. One advantage of this method is the fact that the cyclobutenes can be used directly in the cycloadditions and preclude having to preform the diene. The mild conditions that unmask the diene make it compatible with a wide array of substrates. Another feature of this approach is the flexibility in modifying the substituents at sulfur and oxygen.

A totally different approach from sulfolene has also been considered. Thus far, all attempts to suitably functionalize the



double bond have been fruitless. At present, the cyclobutene method indeed appears to be the method of choice to these very valuable conjunctive reagents. In the following paper, we describe their cycloadditions.

Experimental Section

General. All reactions were run under a positive pressure of dry nitrogen. Infrared spectra were obtained as solutions in the indicated solvent on a Beckman IR-8 or a Perkin-Elmer 267 spectrophotometer. NMR spectra were determined in the indicated solvent on a Jeolco MH-100 (100 MHz) or a Bruker WH270 (270 MHz) instrument; chemical shifts are reported in parts per million downfield from tetramethylsilane (Me₄Si). ¹³C NMR spectra were determined in the indicated solvent on a Jeolco FX-60 (15.1 MHz) instrument; chemical shifts are reported in parts per million downfield from Me₄Si. Splitting patterns are designated as s, singlet; d, doublet; t, triplet; q, quartet; m, multiplet; addition of b indicates a broadened pattern. Coupling constants are given in hertz. Mass spectra were recorded on an AEI-MS-902 high-resolution mass spectrometer at an ionizing voltage of 70 eV and an ionizing current of 100 mA unless otherwise specified. Melting points were obtained on a Thomas-Hoover apparatus, in open capillary tubes, and are uncorrected. Boiling points are uncorrected. Microanalyses were performed by Spang Microanalytical Labora-

Table IV. Experimental Details for Displacement by Sulfide^k

| entry | 2-bromocyclobutanone, wt (mmol) | RSH (wt, mmol) | NaH dispersion, wt, mmol | DMF, mL | product (wt, yield) |
|----------------|---------------------------------|--|---------------------------|-----------------|-------------------------------|
| 1 | 4.5 g (30) | PhSH (3.63 g, 33) | 1.26 g, ^a 30 | 30 | 4a ^b (5.09 g, 95%) |
| 2 | 4.95 g (30.0) | 4-ClC ₆ H ₄ SH (4.31 g, 30.0) | 1.14 g, ^c 30.0 | 50 ^d | 4c ^e (4.5 g, 71%) |
| 3 ^j | | | | | |
| 4 | 4.7 g (31.5) | C ₄ H ₃ N ₂ SH (3.54 g, 31.5) | 1.21 g, ^c 31.5 | 40 | 4e ^f (4.13 g, 73%) |
| 5 | 1.0 g (6.7) | HOCH ₂ CH ₂ SH (680 mg, 8.0) | 352 mg, ^g 7.35 | 7 ^h | 4f ⁱ (905 mg, 92%) |

^a 57% NaH dispersion in mineral oil used for this run. ^b May be further purified by TLC with 10–40% ether in hexane. ^c 63% NaH dispersion in mineral oil used for this run. ^d For this reaction, 10–15 mg of tetra-*n*-hexylammonium iodide added after generation of sodium 4-chlorobenzenethiolate. ^e Purified by LC as described in the general example. ^f Product directly recrystallized from ether, mp 67–68 °C. ^g 50% NaH dispersion in mineral oil used for this run. ^h 1,2-Dimethoxyethane used as solvent at room temperature for 2 h. ⁱ May be further purified by TLC with 5% CH₃OH in CHCl₃. ^j For preparation of 4d see text. ^k Spectral data follow. 4a: IR (CHCl₃) 1790, 1480, 1440 cm⁻¹; NMR (CDCl₃) δ 1.6–2.1 (1 H, m), 2.2–2.6 (1 H, m), 2.8–3.2 (2 H, m), 4.40 (1 H, dd, *J* = 7.8, 7.6 Hz), 7.1–7.5 (5 H, m). Calcd for C₁₀H₁₀OS: 178.0452. Found: 178.0452. 4b: IR (CHCl₃) 1790, 1470 cm⁻¹; NMR (CDCl₃) δ 1.6–2.05 (1 H, m), 2.10–2.70 (1 H, m), 2.85–3.20 (2 H, m), 4.32 (1 H, t, *J* = 6.8 Hz), 7.1–7.5 (4 H, m). Calcd for C₁₀H₉ClOS: 212.0063. Found: 212.0074. 4c: IR (CHCl₃) 1790, 1560, 1380 cm⁻¹; NMR (CDCl₃) δ 2.3–2.7 (2 H, m), 3.1–3.4 (2 H, m), 4.7 (1 H, dd, *J* = 9, 8 Hz), 6.98 (1 H, t, *J* = 5.5 Hz), 8.48 (2 H, d, *J* = 5.5 Hz). Calcd for C₈H₈N₂OS: 180.0357. Found: 180.0353. Anal. (C₈H₈N₂OS): C, H, N, S. 4d: IR (CHCl₃) 3600–3300, 1780, 1725, 1385 cm⁻¹; NMR (CDCl₃) δ 1.65–3.50 (7 H, m), 3.60–4.1 (2 H, m), 4.22 (1 H, dd, *J* = 10, 7 Hz). Further characterized as its trimethylsilyl ether: IR (CHCl₃) 1780 cm⁻¹; NMR (CDCl₃) δ 0.12 (9 H, s), 1.6–2.1 (1 H, m), 2.2–2.7 (1 H, m), 2.7–3.0 (2 H, m), 3.12 (2 H, bt, *J* = 8 Hz), 3.76 (2 H, bt, *J* = 8 Hz), 4.23 (1 H, dd, *J* = 9, 7 Hz). Calcd for C₉H₁₈O₂SSi: 218.0791. Found: 218.0794.

tories, Ann Arbor, Mich. Thin layer or preparative thick layer (1.5 mm) plates were made of E. Merck AG Darmstadt silica gel PF-254 or Brinkmann silica gel P/UV-254 no. 66 and activated by drying at 140 °C for 2 h. Removal of material from the silica gel was accomplished by successive washings with ether or ethyl acetate. The term LC is used for high- (or medium-) pressure solid-liquid chromatography and refers to the use of a standard 2.5 (i.d.) × 100 cm column with a precolumn filter of 1.5 (i.d.) × 25 cm dimensions, both of which were packed with 32–63 μm Woelm silica gel and preequilibrated with the indicated solvent mixture. The system utilized a single-stage constant flow pump at approximately 22 mL/min.

In experiments requiring dry solvents, ether, tetrahydrofuran, dioxane, and dimethoxyethane were distilled from sodium benzophenone ketyl. Benzene, toluene, methylene chloride, dimethylformamide, triethylamine, xylene, hexane, and pyridine were distilled from calcium hydride. Acetic anhydride was distilled from 5 mol % quinoline. Apparatus for experiments requiring anhydrous conditions was dried by flaming in a stream of nitrogen.

Preparation of 2-Bromocyclobutanone. Following the method of Conia et al. 16.6 g (103 mmol) of bromine in 20 mL of chloroform was reacted with 7.26 g (103 mmol) of cyclobutanone in 100 mL of chloroform to give 14.3 g (92%) of 2-bromocyclobutanone, bp 75–79 °C (15 mm) (lit.²⁵ bp 82–84 °C (18 mm)).

Displacement by Sulfide. Preparation of 2-(4'-Methoxyphenylthio)cyclobutanone (4d). Sodium hydride oil dispersion (50%, 1.06 g (528 mg), 22.0 mmol) was washed twice with hexane, suspended in anhydrous dimethylformamide (35 mL), and cooled to approximately 0 °C (ice bath). To the stirred slurry was added 4-methoxythiophenol (3.94 g, 28.0 mmol) dropwise over 1 h. When the solution became clear, 2-bromocyclobutanone (3.30 g, 22.2 mmol) was added dropwise over 15 min. The resulting solution was stirred at 0 °C for 1 h. The solution was then poured into ether and water, washed with cold (0 °C) 1 M aqueous potassium hydroxide and saturated aqueous sodium chloride, dried over anhydrous sodium sulfate, and concentrated in vacuo. The crude product was homogeneous by TLC and could normally be used without further purification. In this case, the residual oil was purified by LC (column length 100 cm, inner diameter 2.5 cm, 15% ether in hexane) to give yields of 2.81–3.91 g (61–85%) of 2-(4'-methoxyphenylthio)cyclobutanone as a clear, pale yellow oil: IR (CHCl₃) 1790, 1590, 1490, 1460, 1440 cm⁻¹; NMR (100 MHz, CDCl₃) δ 1.6–2.0 (1 H, m), 2.1–2.5 (1 H, m), 2.7–3.0 (2 H, m), 3.70 (3 H, s), 4.17 (1 H, d of d, *J* = 8.0, 7.9 Hz), 6.72 (2 H, d, *J* = 9 Hz), 7.32 (2 H, d, *J* = 9 Hz); mass spectrum *m/e* (%) 210 (3.2), 209 (7.4), 208 (58), 180 (11), 168 (11), 167 (25), 166 (100), 165 (27), 151 (44), 147 (16), 140 (20), 139 (86), 135 (31), 125 (15), 124 (15), 123 (10), 121 (47), 108 (18), 107 (16), 97 (13), 96 (24), 95 (19), 77 (15), 70 (20), 69 (22), 65 (17), 64 (11), 63 (17), 53 (12), 50 (10), 45 (43), 42

(21), 41 (29). Calcd for C₁₁H₁₂O₂S: 208.0558. Found: 208.0558.

The remaining examples are summarized in Table IV.

Preparation of 1-Methoxy-2-phenylthiocyclobutene (5a). To ~139 mg (~3.5 mmol) of oil-free potassium hydride (obtained by washing 492 mg of a ~28% mineral oil dispersion) at –40 °C were added sequentially 2 mL of dry DMF and 0.3 mL (3 mmol) of dimethyl sulfate. (Caution. The temperature must be carefully controlled; otherwise a vigorous reaction can occur at this point.) A solution of 360 mg (2 mmol) of 2-phenylthiocyclobutanone in 6 mL of dry DMF was added over a 20-min period, during which time the reaction mixture became bright yellow and evolved hydrogen gas. The solution was allowed to warm to 0 °C and then poured into 100 mL of 0.05 N aqueous potassium hydroxide and the product extracted with hexane (sometimes brine added to disperse emulsions). The organic layer was washed with water and brine, dried (K₂CO₃), and evaporated in vacuo to give 363 mg of crude product. The products from two consecutive runs were combined and distilled via a Kugelrohr apparatus at 85 °C (0.03 mm) to give 486 mg (64%). Repetition of this reaction using 4 g (100 mmol) of potassium hydride, 12.6 g (100 mmol) of dimethyl sulfate, and 11.0 g (61 mmol) of 2-phenylthiocyclobutanone gave 9.96 g (85%) of crude product which, after Kugelrohr distillation at 75–95 °C (0.1 mm), gave 4.80 g (41%) of product. IR (CCl₄): 1623, 1482, 697 cm⁻¹. NMR (CCl₄): δ 2.1–2.25 (2 H, m), 2.48–2.65 (2 H, m), 3.84 (3 H, s), 6.8–7.1 (5 H, m). Calcd for C₁₁H₁₂O₂S: 192.0609. Found: 192.0606. Anal. (C₁₁H₁₂O₂S): C, H, S.

Preparation of 1-Methoxy-2-(4'-chlorophenylthio)cyclobutene (5c). Potassium hydride oil suspension (25%, 800 mg (200 mg), 5.00 mmol), washed twice with pentane, was suspended in anhydrous DMF (4 mL) and cooled to –45 °C (aqueous calcium chloride, dry ice bath). A solution of 2-(4'-chlorophenylthio)cyclobutanone (395 mg, 1.86 mmol) in DMF (1 mL) was added to the stirred slurry at –45 °C and then stirred for 1.5 h. Dimethyl sulfate (0.7 mL, 0.82 g, 8.0 mmol) was added via syringe. The calcium chloride/dry ice bath was replaced with a methanol/wet ice bath (–10 °C). Stirring was continued at –10 °C for 2 h and then the reaction was quenched by the addition of 0.5 N aqueous potassium hydroxide (20 mL). The solution was exhaustively extracted with hexane. The combined organic portions were washed with water and saturated aqueous sodium chloride, dried over anhydrous sodium sulfate, and concentrated in vacuo. The residual oil was purified by preparative TLC (20% ether in hexane) to give 240 mg (57%) of 1-methoxy-2-(4'-chlorophenylthio)cyclobutene as a clear oil: *R_f* 0.85 (two elutions): IR (CHCl₃) 1620, 1470 cm⁻¹; NMR (CDCl₃) δ 2.10 (2 H, dd, *J* = 4, 3 Hz), 2.66 (2 H, dd, *J* = 4, 3 Hz), 3.90 (3 H, s), 7.0–7.3 (4 H, m). Calcd for C₁₁H₁₁ClOS: 226.0219. Found: 226.0214.

Preparation of 1-Methoxy-2-(2'-pyrimidylthio)cyclobutene (5e). Sodium hydride oil dispersion (63%, 305 mg (192 mg), 8.0 mmol) was

washed twice with hexane and suspended in a mixture of dimethylformamide (8 mL) and dimethyl sulfate (1.14 mL, 1.52 g, 12.0 mmol). The slurry was cooled to approximately 0 °C (ice bath). A solution of 2-(2'-pyrimidylthio)cyclobutanone (960 mg, 5.32 mmol) in 3 mL of dimethylformamide was added to the stirred slurry dropwise over 30 min and stirring continued for an additional 3 h. The reaction mixture was poured into 100 mL of ethyl acetate and 50 mL of 0.5 N aqueous potassium hydroxide and stirred for 1 h. The phases were separated and the aqueous portion was back-extracted with ethyl acetate. The combined organic portions were washed with saturated aqueous sodium chloride, dried over anhydrous sodium sulfate, and concentrated in vacuo. The residual oil was purified by preparative TLC (50% ether and 1% triethylamine in hexane) to give 893 mg (87%) of 1-methoxy-2-(2'-pyrimidylthio)cyclobutene as a clear oil, R_f 0.8 (four elutions). IR (CHCl₃): 1625, 1560, 1545, 1380, 1305 cm⁻¹. NMR (CDCl₃): δ 2.4 (2 H, dd, $J = 4.0, 3.5$ Hz), 2.72 (2 H, dd, $J = 4.0, 3.5$ Hz), 3.92 (3 H, s), 7.0 (1 H, t, $J = 5$ Hz), 8.52 (2 H, d, $J = 5$ Hz). Calcd for C₉H₁₀N₂OS: 194.0514. Found: 194.0517.

Preparation of 1-Acetoxy-2-phenylthiocyclobutene (5b). Acetic anhydride (1.5 mL) was added to a stirred solution of 2-phenylthiocyclobutanone (172 mg, 0.98 mmol) in anhydrous triethylamine (2 mL) at room temperature. After 12 h, the reaction mixture was poured into a separatory funnel containing ether and saturated aqueous sodium carbonate. The organic phase was separated, washed with saturated aqueous sodium chloride, dried over anhydrous sodium sulfate, and concentrated in vacuo. The residual oil was purified by preparative TLC (20% ether in hexane) to give 182 mg (85%) of 1-acetoxy-2-phenylthiocyclobutene as a clear oil, R_f 0.55. IR (CHCl₃): 1775, 1660, 1580, 1480, 1455 cm⁻¹. NMR (CDCl₃): δ 2.00 (3 H, s), 2.30 (2 H, dd, $J = 4.5, 4.0$ Hz), 2.90 (2 H, dd, $J = 4, 3$ Hz), 7.0–7.4 (5 H, m). Calcd for C₁₂H₁₂O₂S: 220.0558. Found: 220.0556.

Preparation of 1-Acetoxy-2-(4'-methoxyphenylthio)-1-cyclobutene (5d). Acetic anhydride (6 mL) was added to a stirred solution of 2-(4'-methoxyphenylthio)-1-cyclobutanone (1.27 g, 6.1 mmol) in anhydrous triethylamine (6 mL) at room temperature. After 14 h, the solution was then diluted with ether (100 mL), washed with saturated aqueous sodium carbonate and saturated aqueous sodium chloride, dried over anhydrous sodium sulfate, and concentrated in vacuo. The residual oil was purified by LC (column length 100 cm, inner diameter 2.5 cm, 10% ether in hexane) to give 1.14–1.29 g (75–85%) of 1-acetoxy-2-(4'-methoxyphenylthio)-1-cyclobutene, a clear oil. IR (CHCl₃): 1770, 1650, 1590, 1490, 1460, 1367 cm⁻¹. NMR (CDCl₃): δ 2.05 (3 H, s), 2.24 (2 H, t, $J = 4.0$ Hz), 2.91 (2 H, t, $J = 4.0$ Hz), 3.80 (3 H, s), 6.79 (2 H, d, $J = 9.0$ Hz), 7.30 (2 H, d, $J = 9.0$ Hz). Calcd for C₁₃H₁₄O₃S: 250.0664. Found: 250.0657.

Preparation of 2,3-Cyclobutene-1,4-oxathiin (5f). Thionyl chloride (1.60 mL, 2.62 g, 22.0 mmol) was added via syringe to a stirred solution of 2-(2'-hydroxyethylthio)cyclobutanone (2.60 g, 17.8 mmol) in chloroform (30 mL) at room temperature. After 1 h, dropwise addition of anhydrous triethylamine (1.0 mL, 0.73 g, 7.2 mmol) to the stirred reaction mixture caused an immediate exothermic reaction. The reaction mixture was maintained at reflux by the dropwise addition of a second aliquot of triethylamine (5.30 mL, 3.84 g, 38.0 mmol) over 30 min. It was allowed to cool to room temperature without external cooling and then poured into a separatory funnel containing pentane (250 mL) and saturated aqueous sodium bicarbonate. The organic phase was separated, washed with saturated aqueous sodium chloride, dried over anhydrous sodium sulfate, and concentrated by distillation through a 10-cm Vigreux column. The residual oil was distilled at reduced pressure to give 1.06 g (47%) of 2,3-cyclobutene-1,4-oxathiin as an oil, bp 55–56 °C (2.5 mm). IR (CCl₄): 1680, 1450, 1410, 1370 cm⁻¹. NMR (CCl₄): δ 2.3–2.5 (2 H, m), 2.7–3.1 (4 H, m), 4.2–4.4 (2 H, m). Calcd for C₆H₈OS: 128.0296. Found: 128.0300.

Preparation of Dienes. Preparation of 2-Acetoxy-3-(4'-methoxyphenylthio)-1,3-butadiene (6d). 1-Acetoxy-2-(4'-methoxyphenylthio)-1-cyclobutene (133 mg, 0.53 mmol) was distilled at reduced pressure (1.0 mm) through a horizontally mounted quartz tube (inner diameter 5 mm) preheated to 350 °C. The product condensed immediately upon leaving the hot zone into the collecting bulb which contained 2,6-di-*tert*-butyl-4-methylphenol (25 mg). The entire tube was cooled and then thoroughly rinsed with methylene chloride. The combined rinsings were concentrated in vacuo to give 129 mg (97%) of 2-acetoxy-3-(4'-methoxyphenylthio)-1,3-butadiene suitable for use without further purification. In this case, purification by preparative TLC (50% ether in hexane) gave 124 mg (93%) of 2-acetoxy-

Table V. Experimental Details for Preparation of Dienes^d

| entry | cyclobutene (wt, mmol) | temp, °C | diene (wt, yield) | BHT, mg |
|-------|------------------------|----------|------------------------|---------|
| 1 | 5a | see text | | |
| 2 | 5b | 350 | 6b ^a | 10 |
| | (68 mg, 0.31) | | (64 mg, 94%) | |
| 3 | 5c | 350 | 6c ^b | 25 |
| | (240 mg, 1.06) | | (225 mg, 94%) | |
| 4 | 5d | see text | | |
| 5 | 5e | 350 | 6e ^c | 40 |
| | (200 mg, 1.03) | | (168 mg, 84%) | |
| 6 | 5f | see text | | |

^a Yield after TLC isolation using 40% ether in hexane, $R_f \sim 0.5$.

^b Yield after TLC isolation using 20% ether in hexane, $R_f \sim 0.8$.

^c Yield after TLC isolation using 8% acetone in chloroform. ^d Spectral data of dienes follow. **6b**: IR (CHCl₃) 1760, 1640, 1575, 1475, 955, 890 cm⁻¹; NMR (CDCl₃) δ 2.10 (3 H, s), 4.90 (1 H, bs), 5.36 (1 H, bs), 5.50 (1 H, bs), 5.68 (1 H, bs), 7.0–7.4 (5 H, m); ¹³C NMR (15.1 MHz, CDCl₃) 168.3 (s), 150.4 (s), 136.6 (s), 133.8 (s), 130.5 (d), 129.0 (d), 127.0 (d), 119.0 (t), 106.6 (t), 20.6 (q) ppm. Calcd for C₁₂H₁₂O₂S: 220.0558. Found: 220.0545. **6c**: IR (CHCl₃) 1610, 1560, 1465, 910 cm⁻¹; NMR (CDCl₃) δ 3.52 (3 H, s), 4.17 (1 H, b, $J = 3$ Hz), 4.76 (1 H, bd, $J = 3$ Hz), 5.36 (1 H, bs), 6.00 (1 H, bs), 7.1–7.35 (4 H, m); ¹³C NMR (15.1 MHz, CDCl₃) 157.9 (s), 137.8 (s), 133.4 (s), 133.3 (s), 131.6 (d), 129.0 (d), 120.0 (t), 86.4 (t), 55.4 (q) ppm. Calcd for C₁₁H₁₁ClOS: 226.0221. Found: 226.0221. **6e**: IR (CHCl₃) 1610, 1545, 915 cm⁻¹; NMR (CDCl₃) δ 3.76 (3 H, s), 4.30 (1 H, bd, $J = 1.5$ Hz), 4.96 (1 H, bd, $J = 1.5$ Hz), 5.98 (1 H, bs), 6.44 (1 H, bs), 7.04 (1 H, t, $J = 5$ Hz), 8.54 (2 H, d, $J = 5$ Hz); ¹³C NMR (CDCl₃) 158.6 (s), 157.4 (d), 133.4 (s), 126.1 (t), 117.0 (d), 116.2 (s), 86.1 (t), 55.6 (q) ppm. Calcd for C₉H₁₀N₂OS: 194.0514. Found: 194.0508.

3-(4'-methoxyphenylthio)-1,3-butadiene as a clear, straw-colored oil, R_f 0.45. The scale of the reaction could be increased without a decrease in yield or purity. For example, reaction of 1.0 g (4.0 mmol) of 1-acetoxy-2-(4'-methoxyphenylthio)-1-cyclobutene gave 0.96 g (96%) of 2-acetoxy-3-(4'-methoxyphenylthio)-1,3-butadiene of high purity. IR (CHCl₃): 1768, 1590, 1490, 1365 cm⁻¹. NMR (CDCl₃): δ 2.16 (3 H, s), 4.94 (1 H, bs), 5.02 (1 H, bs), 5.49 (2 H, bs), 6.84 (2 H, d, $J = 8$ Hz), 7.34 (2 H, d, $J = 8$ Hz). ¹³C NMR (CDCl₃): 168.2 (s), 159.8 (s), 150.4 (s), 139.0 (s), 134.5 (d), 122.8 (s), 115.1 (t), 114.9 (d), 105.6 (t), 55.2 (q) ppm. Calcd for C₁₃H₁₄O₃S: 250.0664. Found: 250.0672.

The remaining examples are summarized in Table V except for **6a** and **6f**, which are presented in detail.

Preparation of 2-Methoxy-3-phenylthiobuta-1,3-diene (6a). A vertically mounted glass column (length 45 cm, inner diameter 2 cm) packed with glass helices was heated to approximately 335 °C (internal thermocouple) and maintained with a nitrogen flow of 550 mL/min. The glass surfaces were deactivated by rinsing with *O,N*-bis(trimethylsilyl)acetamide (2 mL). The column was then equipped with two consecutive U-tube traps at the exit. Each trap, maintained at -78 °C, was filled with glass beads and 20 mg of BHT as stabilizer. A solution of 480 mg (2.5 mmol) of cyclobutene **5a** in 10 mL of hexane was dropped through the hot tube over 10 min. The column was washed with an additional 10 mL of hexane while hot and, after cooling, with ether. The contents of the traps were combined and the traps washed with additional ether. The combined organic layers were concentrated in vacuo to give 478 mg (99%) of diene containing 40 mg of BHT. The diene was pure by spectral analysis. Attempts to chromatograph the diene led only to decomposition. IR (CCl₄): 1580, 1550, 1485, 930, 912 cm⁻¹. NMR (CCl₄): δ 3.58 (3 H, s), 4.17 (1 H, bd, $J = 2$ Hz), 4.83 (1 H, bd, $J = 2$ Hz), 5.36 (1 H, bs), 6.01 (1 H, bs), 7.0–7.4 (5 H, m).

Preparation of 2,3-Bis(methylene)-1,4-oxathiin, (6f). Using the procedure for **6a**, 275 mg (2.15 mmol) of 2,3-cyclobutene-1,4-oxathiin (**5f**) in 5 mL of hexane gave 270 mg of residue which, by NMR, was a mixture of the desired diene **6f**, starting material, and decomposition products. Attempted purification led to substantial decomposition. Diene of this quality was utilized in Diels–Alder reactions. For example, reaction with *N*-phenylmaleimide gave the adduct in 55% yield (see accompanying paper). Spectroscopic data for the mixture was recorded. IR (CCl₄): 1620, 1430, 870 cm⁻¹. Partial NMR (CCl₄):

δ 5.42 (1 H, s), 5.09 (1 H, s), 4.31 (1 H, s), 4.10 (1 H, s).

Acknowledgment. We wish to thank the National Science Foundation and National Cancer Institute of the National Institutes of Health for their generous support of our programs. We wish to thank the Science Research Council for a fellowship awarded to A.J.B. for his stay in our laboratories.

References and Notes

- (1) Diels, O.; Alder, K. *Justus Liebigs Ann. Chem.* **1928**, *460*, 98.
- (2) For some recent reviews see: (a) Wollweber, H. "Diels Alder Reaction"; George Thieme Verlag: Stuttgart, 1972. (b) Wollweber, H. In Houben-Weyl, "Methoden der Organischen Chemie", Mueller, E., Ed.; George Thieme Verlag: Stuttgart, 1970; pp 977-1210. (c) Pavarov, L. S. *Russ. Chem. Rev. (Engl. Transl.)* **1967**, *36*, 656. (d) Sauer, J. *Angew. Chem., Int. Ed. Engl.* **1967**, *6*, 16. (e) *Ibid.* **1966**, *5*, 211. (f) Seltzer, S. *Adv. Alicyclic Chem.* **1966**, *2*, 1. (g) Wasserman, A. "Diels-Alder Reactions"; American Elsevier: New York, 1965.
- (3) Wasserman, A. *J. Chem. Soc.* **1935**, 828, 1511; **1936**, 432. *Trans. Faraday Soc.* **1939**, *35*, 841. Garbisch, Jr., E. W.; Sprecher, R. F. *J. Am. Chem. Soc.* **1969**, *91*, 6758. Horner, L.; Durckheimer, W. *Chem. Ber.* **1962**, *95*, 1219.
- (4) Woodward, R. B.; Baer, H. *J. Am. Chem. Soc.* **1944**, *66*, 645. Woodward, R. B. *Ibid.* **1942**, *64*, 3058.
- (5) Woodward, R. B.; Katz, T. J. *Tetrahedron* **1959**, *5*, 70.
- (6) Herndon, W. C.; Hall, L. H. *Tetrahedron Lett.* **1967**, 3095.
- (7) Hoffmann, R.; Woodward, R. B. *J. Am. Chem. Soc.* **1965**, *87*, 4388. Woodward, R. B.; Hoffmann, R. *Angew. Chem., Int. Ed. Engl.* **1969**, *8*, 781. Houk, K. N. *Tetrahedron Lett.* **1970**, 2621. Sugimoto, T.; Kobuke, Y.; Furukawa, J. *Ibid.* **1976**, 1587.
- (8) Huisgen, R. *J. Org. Chem.* **1968**, *33*, 2291.
- (9) Inukai, T.; Kojima, T. *J. Org. Chem.* **1971**, *36*, 924.
- (10) For reviews see: Herndon, W. C.; Feuer, J.; Giles, W. B.; Otterson, D.; Silber, E. In "Chemical Reactivity and Reaction Paths", Klopman, G., Ed.; Wiley: New York, 1974. Houk, K. N. *Acc. Chem. Res.* **1975**, *8*, 361. Fleming, I. "Frontier Orbitals and Organic Chemical Reactions"; Wiley-Interscience: New York, 1976. Sustmann, R. *Pure Appl. Chem.* **1975**, *40*, 569.
- (11) Also see: Anh, N. T.; Eisenstein, O.; Lefour, J. M. *Tetrahedron* **1977**, *33*, 523. Minot, C.; Anh, N. T. *Ibid.* **1977**, *33*, 533, and earlier references. Epitotis, N. D. *Angew. Chem., Int. Ed. Engl.* **1974**, *13*, 751.
- (12) Bachler, V.; Mark, F. *Theor. Chim. Acta* **1976**, *43*, 121. Also see: Houk, K. N.; Domelsmith, L. N.; Strozler, R. W.; Patterson, R. T. *J. Am. Chem. Soc.* **1978**, *100*, 6531.
- (13) Houk, K. N. *J. Am. Chem. Soc.* **1973**, *95*, 4092, 4094.
- (14) For reviews see: Trost, B. M. *Chem. Rev.* **1978**, *78*, 363. *Acc. Chem. Res.* **1978**, *11*, 453.
- (15) Evans, D. A.; Bryan, C. A.; Sims, C. L. *J. Am. Chem. Soc.* **1972**, *94*, 2891. Gundersmann, K. D.; Holtmann, P. *Angew. Chem., Int. Ed. Engl.* **1966**, *5*, 668.
- (16) Timbertake, J. W.; Garner, A. W.; Hodges, M. L. *Tetrahedron Lett.* **1973**, 309.
- (17) Bohme, H.; Fischer, H.; Fank, R. *Justus Liebigs Ann. Chem.* **1949**, *563*, 54. However, see: Modena, G.; Scorrano, G.; Venturello, P. *J. Chem. Soc., Perkin Trans. 2* **1979**, 1.
- (18) Paw, J. K.; Ruggera, M. B.; Kim, J. K.; Caserio, M. C. *J. Am. Chem. Soc.* **1978**, *100*, 4242.
- (19) For preliminary reports of portion of this work see: Trost, B. M.; Bridges, A. J. *J. Am. Chem. Soc.* **1976**, *98*, 5017. Trost, B. M.; Ippen, J.; Vladuchick, W. C. *Ibid.* **1977**, *99*, 8116.
- (20) For independent work along related lines, see: Cohen, T.; Mura, Jr., A. J.; Shull, D. W.; Fogel, E. R.; Ruffner, R. J.; Falck, J. R. *J. Org. Chem.* **1976**, *41*, 3218.
- (21) Johnson, J. R.; Jobling, W. H.; Bodamer, G. W. *J. Am. Chem. Soc.* **1941**, *63*, 131. Summerbell, R. K.; Lestina, G. J. *Ibid.* **1957**, *79*, 2878. For different approaches see: Miller, J. B. *J. Org. Chem.* **1960**, *25*, 1279. Scharf, H.-D.; Plum, H. *Justus Liebigs Ann. Chem.* **1977**, *27*. Scharf, H.-D.; Plum, H.; Fleischhauer, J.; Schleker, W. *Chem. Ber.* **1979**, *112*, 862.
- (22) Bloomfield, J. J.; Frey, H. M.; Metcalfe, J. *Int. J. Chem. Kinet.* **1971**, *3*, 85. Anderson, D. R.; Koch, T. H. *J. Org. Chem.* **1976**, *43*, 2726.
- (23) Schropter, U.; Ruhlmann, K. *Chem. Ber.* **1964**, *97*, 1383. Ruhlmann, K.; Seeflath, H.; Becker, H. *Ibid.* **1967**, *100*, 3820. Bloomfield, J. J. *Tetrahedron Lett.* **1968**, 587.
- (24) Trost, B. M.; Vladuchick, W. C. *Synthesis* **1978**, 821.
- (25) Conia, J. M.; Ripoll, J. L. *C. R. Acad. Sci.* **1960**, *251*, 1071. *Bull. Soc. Chim. Fr.* **1963**, 755.
- (26) Trost, B. M.; Salzmann, T. N.; Hiroi, K. *J. Am. Chem. Soc.* **1976**, *98*, 4887.
- (27) For a review see: Conia, J. M.; Robson, M. J. *Angew. Chem., Int. Ed. Engl.* **1975**, *14*, 473.
- (28) Barnier, J. P.; Denis, J. M.; Salaun, J.; Conia, J. M. *Tetrahedron* **1974**, *30*, 1405.
- (29) Independent of our work, this compound was prepared by a totally different route. See: Stevens, R. V.; Luh, Y.; Shew, J.-T. *Tetrahedron Lett.* **1976**, 3799.
- (30) Trost, B. M.; Keeley, D. E.; Arndt, H. C.; Bogdanowicz, M. J. *J. Am. Chem. Soc.* **1977**, *99*, 3088.
- (31) Coates, R. M.; Pigott, H. D.; Ollinger, J. *Tetrahedron Lett.* **1974**, 3955.
- (32) Samant, B. R.; Swett, F. J. *J. Org. Chem.* **1976**, *41*, 2292.
- (33) Trost, B. M.; Ippen, J.; Godleski, S. *J. Org. Chem.* **1978**, *43*, 4559.

Sulfur as a Regiochemical Control Element. Cycloadditions of 2-Alkoxy(acyloxy)-3-alkyl(aryl)thiobuta-1,3-dienes

Barry M. Trost,* William C. Vladuchick, and Alex J. Bridges

Contribution from the Samuel M. McElvain Laboratories of Organic Chemistry, Department of Chemistry, University of Wisconsin—Madison, Madison, Wisconsin 53706. Received August 27, 1979

Abstract: The cycloadditions of 2-methoxy-3-phenylthiobuta-1,3-diene, the 4'-chlorophenylthio and 2'-pyrimidylthio derivatives, and 2-acetoxy-3-phenylthiobuta-1,3-diene and its 4'-methoxyphenylthio derivative with unsymmetrical dienophiles are examined. The effect of silica gel, boron trifluoride etherate, and magnesium bromide on the regiochemistry is probed. In situ generation of the diene from the precursor cyclobutene and cycloaddition is a promising technique for sluggish dienophiles such as cyclohex-2-en-1-one. The use of a cisoid diene, 2,3-dimethylene-1,4-oxathin, has also been examined. By variation of the substituents and use of thermal vs. Lewis acid catalysis, either sulfur or oxygen dominance of regiochemistry is possible. The former, combined with desulfurization, offers an approach to 1,3-substituted cyclohexanes via cycloaddition chemistry—a type of substitution not available in the normal Diels-Alder reaction. Thus, sulfur serves as a regiochemical control element. Rationalization of these results in terms of current concepts is presented. The frontier-orbital approach modified by consideration of charge-transfer (polar) interactions best accounts for the results. The site of complexation of the Lewis acids in these reactions also appears open to question.

The introduction of heteroatom-substituted dienes as cycloaddition partners has allowed the creation of cyclohexanes with functional groups in masked forms. For example, 2-methoxybuta-1,3-diene¹ is the equivalent of $-\text{CH}_2\text{C}(\text{O})-\text{CH}_2\text{CH}_2-$ and 1,1-dithiobuta-1,3-dienes² are the equivalent of $-\text{COCH}=\text{CHCH}_2-$. The synthesis of 1-methoxy-3-

trimethylsilyloxybuta-1,3-diene³ has led to several creative applications in complex synthesis. In our program to expand the horizons of β -keto sulfides in synthesis, we sought cycloaddition routes to them.^{4,5} As outlined in the previous paper, this has led to synthesis of 2-alkoxy(acyloxy)-3-alkyl(aryl)thiobuta-1,3-dienes and the theoretical question regarding re-